



Unit 8/2 Carson Road
Malaga WA 6090
P: 08 9248 9994
F: 08 9248 9995
E: sales@couplers.com.au
www.couplers.com.au

SECTION 15: SPRAYING & WASH

15.1	<u>HOSE REELS</u>	430-435
15.2	<u>SPRAYING EQUIPMENT</u>	436-439
15.3	<u>WASHDOWN GUNS</u>	440-441
15.4	<u>WASHDOWN NOZZLES</u>	442-443
15.5	<u>GARDEN FITTINGS</u>	444-446
15.6	<u>ACID & SOLVENT SPRAY BOTTLES</u>	447-448






HOSE REELS

RETRACTABLE WALL MOUNT - AIR HOSE REELS




	PART NUMBER	BRAND	HOSE SIZE AND LENGTH	REEL ENDS
	X/HR-JA-58.1034	JAMEC	3/8" x 20m WP: 300psi	1/4" MBSP (BOTH ENDS)
	X/HR-JA-58.2089	JAMEC	3/8" x 20m WP: 300psi	RUBBER / PVC BLEND. FLEXIBLE IN HOT & COLD 1/4" MBSP (BOTH ENDS)
	X/HR-JA-58.1056	JAMEC	1/2" x 15m WP: 300psi	1/4" MBSP (BOTH ENDS)
	X/HR-AL-SA300N	ALEMLUBE	3/8" x 18m WP: 290psi	3/8" MBSP (BOTH ENDS)
	X/HR-AL-SA400N	ALEMLUBE	1/2" x 15m WP: 290psi	1/2" MBSP (BOTH ENDS)

RETRACTABLE WALL MOUNT - WATER HOSE REELS




	PART NUMBER	BRAND	HOSE SIZE AND LENGTH	REEL ENDS
	X/HR-JA-58.1045	JAMEC	1/2" x 20m WP: 150psi	SNAP CONNECT & SPRAY GUN
	X/HR-AL-SW500N	ALEMLUBE	1/2" x 18m WP: 180psi	3/4" FBSP & ADJUSTABLE NOZZLE
	X/HR-AL-WP1290	ALEMLUBE	1/2" x 30m WP: 145psi	3/4" FBSP & ADJUSTABLE NOZZLE

HOSE REELS

HAND WIND HOSE REELS




	PART NUMBER	BRAND	HOSE SIZE AND LENGTH	REEL ENDS
	X/HR-JA-58.2672	JAMEC	5/16" x 40m AIR HOSE WP: 217psi	1/4" MBSP (BOTH ENDS)
	X/HR-AL-H12060	ALEMLUBE	COMES EMPTY 1/2" x 20m (SUITABLE FOR AIR, WATER, OIL & DIESEL) WP: 3000psi	1/2" FBSP SWIVEL INLET & 1/2" MBSP OUTLET
	X/HR-AL-H12220	ALEMLUBE	COMES EMPTY 1/2" x 75m (SUITABLE FOR AIR, WATER, OIL & DIESEL) WP: 3000psi	1/2" FBSP SWIVEL INLET & 1/2" MBSP OUTLET

FIRE HOSE REELS


	PART NUMBER	HOSE SIZE AND LENGTH	REEL ENDS
	X/HR-DI-FIRE KIT	3/4" x 25m	1" FBSP & ADJUSTABLE BRASS NOZZLE
	X/HR-GE-F1	3/4" x 36m (MOUNTABLE) 24kg	ADJUSTABLE NOZZLE BRASS
	X/HR-GE-EMPEROR	3/4" x 36m (MOUNTABLE) 23kg	ADJUSTABLE NOZZLE BRASS

HOSE REELS

HOT WATER HOSE REELS


	PART NUMBER	BRAND	HOSE SIZE AND LENGTH	REEL DETAILS
	X/HR-AL-SHW520	ALEMLUBE	3/8" x 12m	AIR & WATER MAX WP 290psi AIR MAX WP 145psi WATER 3/8" INLET & OUTLET -20 TO 90°C
	X/HR-RE-HW1215	RECOILA	1/2" x 15m (FOOD GRADE)	HOT WATER MAX WP 240psi 1/2" INLET & OUTLET UP TO 85°C
	X/HR-RE-HW1020	RECOILA	3/8" x 20m (FOOD GRADE)	HOT WATER MAX WP 240psi 3/8" INLET & OUTLET UP TO 85°C
	X/HR-PE-HW2121	MACNAUGHT	1/2" x 12m	HOT WATER MAX WP 200psi 3/8" INLET & OUTLET UP TO 90°C

OXYACETYLENE HOSE REEL

	PART NUMBER	BRAND	HOSE SIZE AND LENGTH	REEL DETAILS
	X/HR-AL-SO600	ALEMLUBE	1/4" x 15m	OXYACETYLENE WELDING RETRACTABLE MAX WP 300psi -30 TO 60°C

HOSE REELS

GREASE & OIL

	PART NUMBER	BRAND	HOSE SIZE AND LENGTH	REEL DETAILS
	X/HR-AL-SG800	ALEMLUBE	1/4" x 10m (2-WIRE HYDRAULIC HOSE)	GREASE RETRACTABLE & MOUNTABLE MAX WP 5000psi 1/4" INLET & OUTLET -30 TO 100°C

HEAVY DUTY GREASE & OIL

	PART NUMBER	BRAND	HOSE SIZE AND LENGTH	REEL DETAILS
	X/HR-AL-504300	SAMOA	1/4" x 15m	GREASE SPRING RETURN MAX WP 5000psi 1/4" OUTLET
	X/HR-AL-504301	SAMOA	3/8" x 15m	GREASE SPRING RETURN MAX WP 4000psi 3/8" OUTLET
	X/HR-AL-505224	SAMOA	3/4" x 15m	WASTE OIL & DIESEL SPRING RETURN MAX WP 1500psi 3/4" OUTLET

HOSE REELS - BASIC HOSE REELS

Manufactured in Brisbane from high quality powder coated steel. Suitable for use in domestic and industrial applications for air and water. Hose reels come empty with female BSP threaded connections. Fittings and swivels to suit are sold separately and are dependent on the hose size fitted. The quantities of hose provided on the chart below are an estimate only, and could vary according to hose outside diameter. Inlet and outlet sizes are not restrictive to the hose that will fit i.e. if the reel suits 3/8" x 44m it will also suit 1/4" x 60m (approximately).

APPROXIMATE HOSE REEL CAPACITIES

HOSE SIZE	S-SERIES	R-SERIES	L-SERIES
3/8"	44m	109m	187m
1/2"	34m	84m	143m
3/4"	-	40m	69m
1"	-	23m	40m
1.1/4"	-	15m	26m



LAYFLAT HOSE REELS (FOR STORAGE ONLY)

HOSE SIZE	EXTRA LARGE INDUSTRIAL (E-SERIES)	VERY EXTRA LARGE INDUSTRIAL (B-SERIES)	SUPER LARGE INDUSTRIAL (G-SERIES)
1.1/2" (38mm) & 2" (50mm)	X/HR-BHR-E19F/95 Blue: 50m; 60m Red: 30m; 40m WEIGHT: 22kg	X/HR-BHR-B19F/95 Blue: 120m; 140m Red: 80m; 90m WEIGHT: 32kg	X/HR-BHR-G19F/95 Blue: 200m; 240m Red: 130m; 150m WEIGHT: 44kg
3" (75mm)	X/HR-BHR-E19F/140 Blue: 40m Red: 25m WEIGHT: 22kg	X/HR-BHR-B19F/140 Blue: 90m Red: 70m WEIGHT: 32kg	X/HR-BHR-G19F/140 Blue: 150m Red: 120m WEIGHT: 44kg

***Layflat types: Medium Duty Blue, Heavy Duty Red (Please see 'Hose' catalogue, section 1.1)



SMALL DOMESTIC HOSE REELS (S-SERIES)

HOSE SIZE	STAND HOSE REEL	HANDLE HOSE REEL	MOBILE HOSE REEL
3/8" (10mm)	X/HR-BHR-S10S 3/8" x 44m WEIGHT: 7kg	X/HR-BHR-S10H 3/8" x 44m WEIGHT: 8kg	X/HR-BHR-S10M 3/8" x 44m WEIGHT: 10kg
1/2" (12mm)	X/HR-BHR-S12S 1/2" x 34m WEIGHT: 7kg	X/HR-BHR-S12H 1/2" x 34m WEIGHT: 8kg	X/HR-BHR-S12M 1/2" x 34m WEIGHT: 10kg

HOSE REELS - BASIC HOSE REELS



LARGE DOMESTIC / SMALL INDUSTRIAL HOSE REELS (R-SERIES)

HOSE SIZE	STAND HOSE REEL	HANDLE HOSE REEL	MOBILE HOSE REEL
3/8" (10mm)	X/HR-BHR-R10S 3/8" x 109m WEIGHT: 7kg	X/HR-BHR-R10H 3/8" x 109m WEIGHT: 8kg	X/HR-BHR-R10M 3/8" x 109m WEIGHT: 10kg
1/2" (12mm)	X/HR-BHR-R12S 1/2" x 84m WEIGHT: 7kg	X/HR-BHR-R12H 1/2" x 84m WEIGHT: 8kg	X/HR-BHR-R12M 1/2" x 84m WEIGHT: 10kg
3/4" (20mm)	X/HR-BHR-R20S 3/4" x 40m WEIGHT: 7kg	X/HR-BHR-R20H 3/4" x 40m WEIGHT: 8kg	X/HR-BHR-R20M 3/4" x 40m WEIGHT: 10kg
1" (25mm)	X/HR-BHR-R25S 1" x 23m WEIGHT: 7kg	X/HR-BHR-R25H 1" x 23m WEIGHT: 8kg	X/HR-BHR-R25M 1" x 23m WEIGHT: 10kg
1.1/4" (32mm)	X/HR-BHR-R32S 1.1/4" x 15m WEIGHT: 7kg	X/HR-BHR-R32H 1.1/4" x 15m WEIGHT: 8kg	X/HR-BHR-R32M 1.1/4" x 15m WEIGHT: 10kg

LARGE INDUSTRIAL HOSE REELS (L-SERIES)

HOSE SIZE	STAND HOSE REEL	HANDLE HOSE REEL	MOBILE HOSE REEL
3/8" (10mm)	X/HR-BHR-L10S 3/8" x 180m WEIGHT: 9kg	X/HR-BHR-L10H 3/8" x 180m WEIGHT: 10kg	X/HR-BHR-L10M 3/8" x 180m WEIGHT: 13kg
1/2" (12mm)	X/HR-BHR-L12S 1/2" x 140m WEIGHT: 9kg	X/HR-BHR-L12H 1/2" x 140m WEIGHT: 10kg	X/HR-BHR-L12M 1/2" x 140m WEIGHT: 13kg
3/4" (20mm)	X/HR-BHR-L20S 3/4" x 65m WEIGHT: 9kg	X/HR-BHR-L20H 3/4" x 65m WEIGHT: 10kg	X/HR-BHR-L20M 3/4" x 65m WEIGHT: 13kg
1" (25mm)	X/HR-BHR-L25S 1" x 40m WEIGHT: 9kg	X/HR-BHR-L25H 1" x 40m WEIGHT: 10kg	X/HR-BHR-L25M 1" x 40m WEIGHT: 13kg
1.1/4" (32mm)	X/HR-BHR-L32S 1.1/4" x 25m WEIGHT: 9kg	X/HR-BHR-L32H 1.1/4" x 25m WEIGHT: 10kg	X/HR-BHR-L32M 1.1/4" x 25m WEIGHT: 13kg

SPRAYING EQUIPMENT

LANCES - S3 VENTED GRIP ZINC PLATED

Material: Zinc Plated Mild Steel
Rated Pressure: 3650psi
Rated Temperature: Up to 160°C
Rated Flow: 40.0 l/min
Inlet: 1/4" Male BSP
Outlet: 1/4" Female NPT



DESCRIPTION	500mm	700mm	900mm
SINGLE	S/LAN-S-0500	S/LAN-S-0700	S/LAN-S-0900
DOUBLE	-	-	S/LAN-D-0900

PRESSURE CLEANER COUPLINGS & ADAPTORS

Rated Pressure: 3650psi
Rated Temperature: Up to 160°C
Rated Flow: 40.0 l/min



PART NUMBER	TYPE	PICTURE	INLET SIZE	KARCHER SIZE
S/KCM06	KARCHER FEMALE x MALE THREAD		1/4" MALE BSP	14
S/KCM10			3/8" MALE BSP	14
S/KCM10-15			3/8" MALE BSP	15
S/KCM12			1/2" MALE BSP	14
S/KCM-J09			9/16" MALE JIC	14
S/KCF06	KARCHER FEMALE x FEMALE THREAD		1/4" FEMALE BSP	14
S/KCF06-15			1/4" FEMALE BSP	15
S/KCF10			3/8" FEMALE BSP	14
S/KCH04	KARCHER FEMALE x HOSETAIL		1/4" HOSE	14
S/KCH05			5/16" HOSE	14
S/KCH06			3/8" HOSE	14
S/KAM06	KARCHER MALE x MALE THREAD		1/4" MALE BSP	14
S/KAM10			3/8" MALE BSP	14
S/KAF06	KARCHER MALE x FEMALE THREAD		1/4" FEMALE BSP	14
S/KAF10			3/8" FEMALE BSP	14
S/KGAH04-10	KARCHER PRESSURE WASH GUN END		1/4" HOSE x 10mm SPIGGOT	N/A
S/KGAH04-11			1/4" HOSE x 11mm SPIGGOT	N/A

***Please note crimp hose tails in the pressure washer range follow numerical hydraulic sizing (i.e. 1/4" is generally 06, however in hydraulics 1/4" is 04)

SPRAYING EQUIPMENT

SWIVELS



	MEDIUM DUTY BRASS	HEAVY DUTY BRASS	HEAVY DUTY STAINLESS STEEL
Rated Pressure:	3200psi	3650psi	5100psi
Rated Temperature:	Up to 90°C	Up to 160°C	Up to 160°C
Rated Flow:	30.0 l/min	40.0 l/min	40.0 l/min

PART NUMBER	TYPE	MATERIAL	INLET	OUTLET
S/SWL010-MD	MEDIUM DUTY	BRASS	3/8" BSP MALE	3/8" BSP FEMALE
S/SWL006-HD	HEAVY DUTY	BRASS	1/4" BSP MALE	1/4" BSP FEMALE
S/SWL010-HD	HEAVY DUTY	BRASS	3/8" BSP MALE	3/8" BSP FEMALE
S/SWL012-HD	HEAVY DUTY	BRASS	1/2" BSP MALE	1/2" BSP FEMALE

***Stainless Steel swivels are available on request

CHEMICAL INJECTOR / VENTURI'S



Rated Pressure: 3200psi
 Rated Temperature: Up to 90°C
 Rated Flow: 30.0 l/min

PART NUMBER	INLET SIZE
S/DVI010-FM	3/8" FEMALE x MALE
S/DVI010-MF	3/8" MALE x FEMALE
S/DVI010-MM	3/8" MALE x MALE

ROTATING NOZZLE



PART NUMBER	RATED PRESSURE	RATED TEMPERATURE	INLET	NOZZLE SIZE	TYPE
S/ROT-UR25-045	3650psi	100°C	1/4" FEMALE BSP	045	UR25

HIGH PRESSURE BRASS ADAPTORS



Please note, pressure rating on the high pressure brass adaptors vary between the style of fitting and the size.

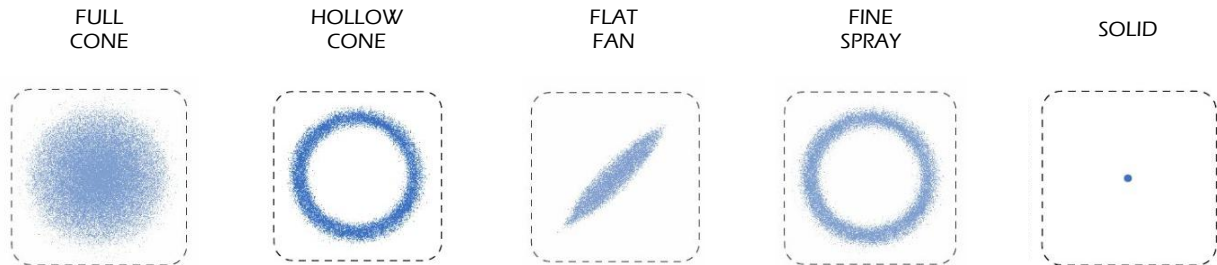
Minimum working pressure is 2500psi

PART NUMBER	DESCRIPTION
S/BRH24-1006	3/8" x 1/4" BUSH
S/BRH24-1210	1/2" x 3/8" BUSH
S/BRH25-0010	3/8" M/F ELBOW
S/BRH25-1210	1/2" x 3/8" M/F ELBOW
S/BRH27-0006	1/4" NIPPLE
S/BRH72-1012	3/8" x 1/2" ADAPTOR
S/BRH73-1006	3/8" x 1/4" NIPPLE
S/BRH73-1210	1/2" x 3/8" NIPPLE

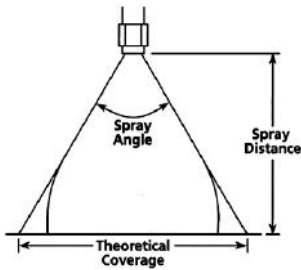
SPRAYING EQUIPMENT

SPRAY NOZZLE SELECTION

1. SPRAY PATTERN (SEE BELOW)
2. SPRAY ANGLE (SOLID STREAM, 15°, 25°, 40°, 50°, 65°, 80°, 95°, 110°)
3. NOZZLE MATERIAL (BRASS, STAINLESS STEEL 304 & 316, HARDENED STAINLESS STEEL)
4. SPRAY MEDIUM (WATER, CORROSIVE, OIL, AIR)




SPRAY ANGLE COVERAGE



SPRAY ANGLE	THEORETICAL COVERAGE AT VARIOUS DISTANCES FROM NOZZLE ORIFICE											
	5cm	10cm	15cm	20cm	25cm	30cm	40cm	50cm	60cm	70cm	80cm	100cm
5°	0.4	0.9	1.3	1.8	2.2	2.6	3.5	4.4	5.2	6.1	7.0	8.7
10°	0.9	1.8	2.6	3.5	4.4	5.3	7.0	8.8	10.5	12.3	14.0	17.5
15°	1.3	2.6	4.0	5.3	6.6	7.9	10.5	13.2	15.8	18.4	21.1	26.3
20°	1.8	3.5	5.3	7.1	8.8	10.6	14.1	17.6	21.2	24.7	28.2	35.3
25°	2.2	4.4	6.7	8.9	11.1	13.3	17.7	22.2	26.6	31.0	35.5	44.3
30°	2.7	5.4	8.0	10.7	13.4	16.1	21.4	26.8	32.2	37.5	42.9	53.6
35°	3.2	6.3	9.5	12.6	15.8	18.9	25.2	31.5	37.8	44.1	50.5	63.1
40°	3.6	7.3	10.9	14.6	18.2	21.8	29.1	36.4	43.7	51.0	58.2	72.8
45°	4.1	8.3	12.4	16.6	20.7	24.9	33.1	41.4	49.7	58.0	66.3	82.8
50°	4.7	9.3	14.0	18.7	23.3	28.0	37.3	46.6	56.0	65.3	74.6	93.3
55°	5.2	10.4	15.6	20.8	26.0	31.2	41.7	52.1	62.5	72.9	83.3	104.0
60°	5.8	11.6	17.3	23.1	28.9	34.6	46.2	57.7	69.3	80.8	92.4	115.0
65°	6.4	12.7	19.1	25.5	31.9	38.2	51.0	63.7	76.5	89.2	102.0	127.0
70°	7.0	14.0	21.0	28.0	35.0	42.0	56.0	70.0	84.0	98.0	112.0	140.0
75°	7.7	15.4	23.0	30.7	38.4	46.0	61.4	76.7	92.1	107.0	123.0	153.0
80°	8.4	16.8	25.2	33.6	42.0	50.4	67.1	83.9	101.0	118.0	134.0	168.0
85°	9.1	18.3	27.5	36.7	45.8	55.0	73.3	91.6	110.0	128.0	147.0	183.0
90°	10.0	20.0	30.0	40.0	50.0	60.0	80.0	100.0	120.0	140.0	160.0	200.0
95°	10.9	21.8	32.7	43.7	54.6	65.5	87.3	109.0	131.0	153.0	175.0	218.0
100°	11.9	23.8	35.8	47.7	59.6	71.5	95.3	119.0	143.0	167.0	191.0	238.0
110°	14.3	28.6	42.9	57.1	71.4	85.7	114.0	143.0	171.0	200.0	229.0	286.0
120°	17.3	34.6	52.0	69.3	86.6	104.0	139.0	173.0	208.0	243.0		
130°	21.5	42.9	64.3	85.8	107.0	129.0	172.0	215.0	257.0			
140°	27.5	55.0	82.4	110.0	137.0	165.0	220.0	275.0				
150°	37.3	74.6	112.0	149.0	187.0	224.0	229.0					
160°	56.7	113.0	170.0	227.0	284.0							
170°	114.0	229.0										

SPRAYING EQUIPMENT

WASHJET SPRAY NOZZLES



Description: Widely used for pressure washers
Rated Pressure: 4000psi
Material: Hardened Stainless Steel
Available Angles: 0°, 15°, 25°, 40°, 65°
Part Number Prefix: S/N-SS-06WASH (Followed by angle and volume)



INLINE STRAINER / FILTER (ARAG)



Description: General purpose filter for water. Additional sizes and filtration types available on request. Manual flushing filters also available.
Rated Pressure: Working Pressure 14bar max
Material: Fibreglass reinforced Nylon body. EPDM gaskets (Viton optional), Stainless Steel mesh.
Connection: Female / Female BSP threads.
Additional: Fastening points on body.

SIZE	FLOW	32 MESH (RED)	50 MESH (BLUE)	80 MESH (YELLOW)	100 MESH (GREEN)
1/2"	100 lpm	S/FILTER-012-32	S/FILTER-012-50	S/FILTER-012-80	S/FILTER-012-100
3/4"		S/FILTER-020-32	S/FILTER-020-50	S/FILTER-020-80	S/FILTER-020-100
1"	160 lpm	S/FILTER-025-32	S/FILTER-025-50	S/FILTER-025-80	S/FILTER-025-100
1.1/2"		S/FILTER-038-32	S/FILTER-038-50	S/FILTER-038-80	S/FILTER-038-100

ALSO AVAILABLE

WINDJET NOZZLES (S/N-WINDJET)



DRAIN CLEAN NOZZLES (S/N-SS-06DRAIN)



DUMP NOZZLES (S/N-BR-06DUMP-6540)



PRESSURE POTS (S/PP)



FOAMERS S/FOAM








PUMPS (S/PUMP)



WASHDOWN GUNS

HIGH PRESSURE GUNS

	PART NUMBER	DESCRIPTION
	S/GUN-010-BK-RL16	INLET: 3/8" FBSP ADAPTOR: FIXED CAPACITY: 30 lpm TEMPERATURE: 100°C PRESSURE: 2300 psi COLOUR: BLACK
	S/GUN-010-BK-RL37-S	INLET: 3/8" FBSP ADAPTOR: SWIVEL CAPACITY: 40 lpm TEMPERATURE: 160°C PRESSURE: 4050 psi COLOUR: BLACK
	S/GUN-012-BL-DINGA	INLET: 1/2" FBSP ADAPTOR: FIXED CAPACITY: 57 lpm TEMPERATURE: 80°C PRESSURE: 350 psi COLOUR: BLUE
	S/GUN-012-BL-RB35-S	INLET: 1/2" FBSP ADAPTOR: SWIVEL CAPACITY: 50 lpm TEMPERATURE: 80°C PRESSURE: 175 psi LIGHT WEIGHT COLOUR: BLUE
	S/GUN-012-RE-RB65-S	INLET: 1/2" FBSP ADAPTOR: SWIVEL CAPACITY: 60 lpm TEMPERATURE: 90°C PRESSURE: 350 psi COLOUR: RED

WASHDOWN GUNS

LOW PRESSURE GUNS

	PART NUMBER	DESCRIPTION
	U/GUN-GARDEN-012	INLET: 12mm CLICK ON ADAPTOR: FIXED PRESSURE: 170psi
	U/GUN-GARDEN-020	INLET: 18mm CLICK ON ADAPTOR: FIXED PRESSURE: 170psi
	U/GUN-WASH-STD	INLET: 3/4" FBSP ADAPTOR: FIXED CAPACITY: 23 lpm PRESSURE: 90psi
	U/GUN-WASH-INS	INLET: 3/4" FBSP ADAPTOR: FIXED CAPACITY: 23 lpm TEMPERATURE: 82°C PRESSURE: 90psi
	U/GUN-WASH-ALUM	INLET: 1" FBSP ADAPTOR: FIXED PRESSURE: 80psi



WASHDOWN NOZZLES

ADJUSTABLE NOZZLES




	PART NUMBER	DESCRIPTION
	U/NOZ-F25-VIPER	FIRE NOZZLE POLYCARBONATE - RED - 1" FBSP 83 lpm SPRAY: STREAM / FOG
	U/NOZ-F38-VIPER	FIRE NOZZLE POLYCARBONATE - RED - 1.1/2" FBSP 284 lpm SPRAY: STREAM / FOG
	U/NOZ-M20-BLACKOUT	BLACKOUT NOZZLE BRASS & POLYETHYLENE - 3/4" MBSP SPRAY: FOG / JET
	U/NOZ-F25-BLACKOUT	BLACKOUT NOZZLE BRASS & POLYETHYLENE - 1" FBSP SPRAY: FOG / JET
	U/NOZ-F20-BR	FIRE NOZZLE RUBBER & BRASS - 3/4" FBSP
	U/NOZ-F25-AL	FIRE NOZZLE ALUMINIUM - 1" FBSP SPRAY: STREAM / FOG
	U/NOZ-F38-BZ	FIRE NOZZLE BRONZE - 1.1/2" FBSP 284 lpm SPRAY: STREAM / FOG
	U/NOZ-H20-BARREL	***NO LONGER AVAILABLE
	U/NOZ-H25-BARREL	***NO LONGER AVAILABLE
	U/NOZ-H20-QUELL	QUELL NOZZLE RED - 3/4" HOSETAIL
	U/NOZ-H25-RE	NYLON FOG NOZZLE RED - 1" HOSETAIL

WASHDOWN NOZZLES




ADJUSTABLE NOZZLES CONT...

	PART NUMBER	DESCRIPTION
	U/NOZ-H20-BR	ADJUSTABLE NOZZLE BRASS WITH RUBBER BUMPER - 3/4" HOSETAIL
	U/NOZ-H25-BR	ADJUSTABLE NOZZLE BRASS WITH RUBBER BUMPER - 1" HOSETAIL

VALVED NOZZLES




	PART NUMBER	DESCRIPTION
	U/NOZ-V-H20-BR	BRASS VALVE DIRECTOR BRASS - 3/4" HOSETAIL SPRAY: FIXED JET ON & OFF
	U/NOZ-V-H25-BR	BRASS VALVE DIRECTOR BRASS - 1" HOSETAIL SPRAY: FIXED JET ON & OFF
	U/NOZ-V-H20-FIRE	BRASS FIRE REEL HOSE JET NOZZLE BRASS - 3/4" HOSETAIL SPRAY: FIXED JET STRAIGHT STREAM

END NOZZLES

	PART NUMBER	DESCRIPTION
	U/NOZ-X-M20-TOHL	BRASS DIRECTOR BRASS - 3/4" MBSP SPRAY: FIXED JET STRAIGHT STREAM
	U/NOZ-X-M20-BR	BRASS SHORT FIXED NOZZLE BRASS - 3/4" MBSP SPRAY: FIXED JET STRAIGHT STREAM
	U/NOZ-X-M20-SS	STAINLESS STEEL SHORT FIXED NOZZLE STAINLESS STEEL 304 - 3/4" MBSP SPRAY: FIXED JET STRAIGHT STREAM

GARDEN FITTINGS

GARDEN NOZZLES

	PART NUMBER	DESCRIPTION
	U/BR-NOZJET-12	12mm BRASS CLICK ON JET
	U/BR-NOZJUM-12	12mm BRASS CLICK ON JUMBO
	U/PL-NOZADJ-12	12mm PLASTIC CLICK ON ADJUSTABLE

CLICK ON MALE x FBSP TAP ADAPTOR



ADAPTOR SIZE	THREAD SIZE	BRASS	PLASTIC
12mm	3/4"	U/BR-AF-1220	U/PL-AF-1220
12mm	1"	U/BR-AF-1225	-
12mm	3/4" & 1"	U/BR-AF-122025	U/PL-AF-122025
18mm	3/4"	U/BR-AF-2020	-
18mm	1"	U/BR-AF-2025	-

CLICK ON MALE x MBSP TAP ADAPTOR



ADAPTOR SIZE	THREAD SIZE	BRASS	PLASTIC
12mm	1/4"	U/BR-AM-1206	-
12mm	3/4"	U/BR-AM-1220	U/PL-AM-1220
18mm	3/4"	U/BR-AM-2020	U/PL-AM-2020

CLICK ON MALE x CLICK ON MALE



ADAPTOR SIZE	ADAPTOR SIZE	BRASS	PLASTIC
12mm	12mm	U/BR-AA-1212	U/PL-AA-1212
18mm	18mm	U/BR-AA-2020	-

GARDEN FITTINGS

CLICK ON MALE x HOSETAIL



ADAPTOR SIZE	HOSE SIZE	BRASS	PLASTIC
12mm	1/2"	-	U/PL-AH-1212
12mm	3/4"	-	U/PL-AH-1220

CLICK ON MALE x FBSP TAP ADAPTOR 90°



ADAPTOR SIZE	HOSE SIZE	BRASS	PLASTIC
12mm	3/4"	U/BR-AF-SVL90-1220	-

CLICK ON FEMALE x HOSETAIL & CLAMP



COUPLING SIZE	HOSE SIZE	BRASS	PLASTIC
12mm	1/2"	U/BR-CB-1212	-
18mm	3/4"	U/BR-CB-2020	-

CLICK ON FEMALE x EZ HOSE BARB



COUPLING SIZE	HOSE SIZE	BRASS	PLASTIC
12mm	1/2"	U/BR-CQ-1212	U/PL-CQ-1212
12mm	3/4"	U/BR-CQ-1220	U/PL-CQ-1220
20mm	3/4"	U/BR-CQ-2020	U/PL-CQ-2020

CLICK ON FEMALE x HOSETAIL & NUT



COUPLING SIZE	HOSE SIZE	BRASS	PLASTIC
12mm	1/2"	U/BR-CR-1212	-
18mm	3/4"	U/BR-CR-2020	-

CLICK ON EZ HOSE BARB JOINER



HOSE SIZE	HOSE SIZE	BRASS	PLASTIC
12mm	12mm	U/BR-OQ-1212	U/PL-OQ-1212
18mm	18mm	U/BR-OQ-2020	U/PL-OQ-2020

GARDEN FITTINGS

GARDEN TWIN TAPS & BRASS TAPS



TYPE	TAP SIZE	OUTLET SIZE	METAL	BRASS
TWIN	1" FEMALE	3/4" MALE	U/ME-TWINTAP-2520	-
	3/4" FEMALE	3/4" MALE	-	U/BR-TWINTAP-M20
SINGLE	1/2" MALE	3/4" MALE	-	U/BR-TAP-M-1220



GARDEN GHT THREADED ADAPTORS



GHT SIZE	NPT SIZE	BRASS
3/4" FEMALE	1/2" FEMALE	U/BR-GHF-NTF-2012
3/4" FEMALE	3/4" FEMALE	U/BR-GHF-NTF-2020
3/4" FEMALE	3/4" MALE	U/BR-GHF-NTM-2020
3/4" MALE	3/4" FEMALE	U/BR-GHM-NTF-2020
3/4" FEM SWIV	1/2" FEMALE	U/BR-GHSF-NTF-2012

ACID & SOLVENT SPRAY BOTTLES

KLAGER MINI PRESSURE SPRAYERS

	PART NUMBER	DESCRIPTION
	S/BOTTLE-ACID1.0	1L ACID MINI SPRAYER FOR DILUTE ACID SOLUTIONS LIQUID CAPACITY: 900mL ACTUAL CAPACITY: 1000mL MAX PRESSURE: 44psi HDPE BOTTLE & POLYPROPYLENE PUMP VITON SEALS
	S/BOTTLE-SOL1.0	1L SOLVENT MINI SPRAYER FOR DILUTE SOLVENT SOLUTIONS LIQUID CAPACITY: 900mL ACTUAL CAPACITY: 1000mL MAX PRESSURE: 44psi HDPE BOTTLE & NYLON PUMP VITON SEALS

