



Unit 8/2 Carson Road
Malaga WA 6090
P: 08 9248 9994
F: 08 9248 9995
E: sales@couplers.com.au
www.couplers.com.au

SECTION 13: QUICK RELEASE

13.1 QUICK RELEASE	404-420
<u>NITTO</u>	404
<u>JAMEC</u>	408
<u>RYCO</u>	410
<u>AIRBRAKE</u>	412
<u>ST SERIES UNVALVED</u>	413
<u>PBR & ENERPAC</u>	414
<u>TYPE A / ISO A</u>	415
<u>TYPE B / ISO B</u>	416
<u>FLAT FACE & TEMA</u>	418
<u>FT FLO TEMP</u>	419



JAMEC PEM
COUPLE UP WITH THE **RIGHT** CONNECTION

NITTO

TECHNICAL SPECIFICATIONS

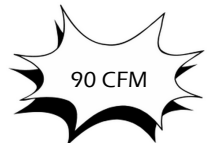
Type: Hi Cupla, Hi Cupla 200, Lock Cupla 200

Materials: Steel, Brass, Stainless Steel

Seals: Nitrile (Standard)

Working Temp: -20° to 80° (Hi Cupla)
-5° to 60° (Hi Cupla 200)
-5° to 60° (Lock Cupla 200)

Suitability: Steel suitable for air. Not suitable for vacuum.
Brass & Stainless Steel suitable for water.
Limited range of plastic (Q/NPL) available that are lightweight and corrosion resistant.



HI CUPLA - ADAPTORS



SIZE	ADAPTOR x MALE BSP STEEL	ADAPTOR x FEMALE BSP STEEL	ADAPTOR x HOSETAIL STEEL
1/8"	Q/NAM03 (10PM)	-	-
1/4"	Q/NAM06 (20PM)	Q/NAF06 (20PF)	Q/NAH06 (20PH)
3/8"	Q/NAM10 (30PM)	Q/NAF10 (30PF)	Q/NAH10 (30PH)
1/2"	Q/NAM12 (40PM)	Q/NAF12 (40PF)	Q/NAH12 (40PH)

SIZE	ADAPTOR x MALE BSP BRASS	ADAPTOR x FEMALE BSP BRASS	ADAPTOR x HOSETAIL BRASS
1/8"	Q/NBR-AM03 (10PMB)	-	-
1/4"	Q/NBR-AM06 (20PMB)	Q/NBR-AF06 (20PFB)	Q/NBR-AH06 (20PHB)
3/8"	Q/NBR-AM10 (30PMB)	Q/NBR-AF10 (30PFB)	Q/NBR-AH10 (30PHB)
1/2"	Q/NBR-AM12 (40PMB)	Q/NBR-AF12 (40PFB)	Q/NBR-AH12 (40PHB)

SIZE	ADAPTOR x MALE BSP STAINLESS STEEL	ADAPTOR x FEMALE BSP STAINLESS STEEL	ADAPTOR x HOSETAIL STAINLESS STEEL
1/8"	-	-	-
1/4"	Q/NSS-AM06 (20PMSUS)	Q/NSS-AF06 (20PFSUS)	Q/NSS-AH06 (20PHSUS)
3/8"	Q/NSS-AM10 (30PMSUS)	Q/NSS-AF10 (30PFSUS)	Q/NSS-AH10 (30PHSUS)
1/2"	Q/NSS-AM12 (40PMSUS)	Q/NSS-AF12 (40PFSUS)	Q/NSS-AH12 (40PHSUS)

HI CUPLA - ROTARY ADAPTORS

SIZE	ADAPTOR x MALE BSP STEEL	ADAPTOR x FEMALE BSP STEEL
1/4"	Q/NR-AM06 (RL-20PM)	Q/NR-AF06 (RL-20PF)
3/8"	Q/NR-AM10 (RL-30PM)	-



NITTO

HI CUPLA - COUPLINGS



SIZE	COUPLING x MALE BSP STEEL	COUPLING x FEMALE BSP STEEL	COUPLING x HOSETAIL STEEL
1/8"	Q/NCM03 (10SM)	-	-
1/4"	Q/NCM06 (20SM)	Q/NCF06 (20SF)	Q/NCH06 (20SH)
3/8"	Q/NCM10 (30SM)	Q/NCF10 (30SF)	Q/NCH10 (30SH)
1/2"	Q/NCM12 (40SM)	Q/NCF12 (40SF)	Q/NCH12 (40SH)

SIZE	COUPLING x MALE BSP BRASS	COUPLING x FEMALE BSP BRASS	COUPLING x HOSETAIL BRASS
1/4"	Q/NBR-CM06 (20SMB)	Q/NBR-CF06 (20SFB)	Q/NBR-CH06 (20SHB)
3/8"	Q/NBR-CM10 (30SMB)	Q/NBR-CF10 (30SFB)	Q/NBR-CH10 (30SHB)
1/2"	Q/NBR-CM12 (40SMB)	Q/NBR-CF12 (40SFB)	Q/NBR-CH12 (40SHB)

SIZE	COUPLING x MALE BSP STAINLESS STEEL	COUPLING x FEMALE BSP STAINLESS STEEL	COUPLING x HOSETAIL STAINLESS STEEL
1/4"	Q/NSS-CM06 (20SMSUS)	Q/NSS-CF06 (20SFSUS)	Q/NSS-CH06 (20SHSUS)
3/8"	Q/NSS-CM10 (30SMSUS)	Q/NSS-CF10 (30SFSUS)	Q/NSS-CH10 (30SHSUS)
1/2"	Q/NSS-CM12 (40SMSUS)	Q/NSS-CF12 (40SFSUS)	Q/NSS-CH12 (40SHSUS)

HI CUPLA 200 - ONE TOUCH COUPLING



SIZE	COUPLING x MALE BSP STEEL	COUPLING x FEMALE BSP STEEL	COUPLING x HOSETAIL STEEL
1/4"	Q/NOT-CM06 (200-20SM)	Q/NOT-CF06 (200-20SF)	Q/NOT-CH06 (200-20SH)
3/8"	Q/NOT-CM10 (200-30SM)	Q/NOT-CF10 (200-30SF)	Q/NOT-CH10 (200-30SH)
1/2"	Q/NOT-CM12 (200-40SM)	Q/NOT-CF12 (200-40SF)	Q/NOT-CH12 (200-40SH)

LOCKCUPLA 200 - LOCK OUT COUPLING



SIZE	COUPLING x MALE BSP STEEL	COUPLING x FEMALE BSP STEEL	COUPLING x HOSETAIL STEEL
1/4"	Q/NLO-CM06 (L-20SM)	Q/NLO-CF06 (L-20SF)	Q/NLO-CH06 (L-20SH)
3/8"	Q/NLO-CM10 (L-30SM)	Q/NLO-CF10 (L-30SF)	Q/NLO-CH10 (L-30SH)
1/2"	Q/NLO-CM12 (L-40SM)	Q/NLO-CF12 (L-40SF)	Q/NLO-CH12 (L-40SH)

NITTO

HI CUPLA 200 - ONE TOUCH MANIFOLDS

SIZE	TWO WAY MANIFOLD	THREE WAY MANIFOLD
-	Q/N-MAN-2WAY	Q/N-MAN-3WAY



HI CUPLA DUST CAPS

SIZE	DUST CAP TO SUIT ADAPTOR	DUST CAP TO SUIT COUPLING
-	Q/NADC (CA96453)	Q/NCDC (CO12434)



HI CUPLA 100 - LARGE SERIES ADAPTORS & COUPLINGS



SIZE	ADAPTOR x MALE BSP STEEL	ADAPTOR x FEMALE BSP STEEL	ADAPTOR x HOSETAIL STEEL
1/2"	Q/NL400-AM12 (400PM)	Q/NL400-AF12 (400PF)	Q/NL400-AH12 (400PH)
3/4"	Q/NL600-AM20 (600PM)	Q/NL600-AF20 (600PF)	Q/NL600-AH20 (600PH)
1"	Q/NL800-AM25 (800PM)	Q/NL800-AF25 (800PF)	Q/NL800-AH25 (800PH)



SIZE	COUPLING x MALE BSP STEEL	COUPLING x FEMALE BSP STEEL	COUPLING x HOSETAIL STEEL
1/2"	Q/NL400-CM12 (400SM)	Q/NL400-CF12 (400SF)	Q/NL400-CH12 (400SH)
3/4"	Q/NL600-CM20 (600SM)	Q/NL600-CF20 (600SF)	Q/NL600-CH20 (600SH)
1"	Q/NL800-CM25 (800SM)	Q/NL800-CF25 (800SF)	Q/NL800-CH25 (800SH)

SMALL CUPLA - ADAPTORS & COUPLINGS

Type: Small Cupla

Seals: Nitrile (Standard)

Working Temp: -20° to 80° (Small Cupla)

Suitability: Suitable for air & water



SIZE	ADAPTOR x MALE BSP BRASS	ADAPTOR x FEMALE BSP BRASS	COUPLING x MALE BSP BRASS	COUPLING x FEMALE BSP BRASS
1/8"	Q/NSMALL-AM03 (MS-10PM)	Q/NSMALL-AF03 (MS-10PF)	Q/NSMALL-CM03 (MS-10SM)	Q/NSMALL-CF03 (MS-10SF)
1/4"	Q/NSMALL-AM06 (MS-20PM)	-	Q/NSMALL-CM06 (MS-20SM)	-

NITTO

MINI CUPLA - FOR OXYGEN & WELDING GAS

Type: Mini Cupla

Materials: Brass

Seals: Nitrile (Standard)

Working Temp: -20° to 80°

Suitability: Exclusively for oxyacetylene equipment
Oxygen: 5/8" UNF R/H, Acetylene: 5/8" UNF L/H



SIZE	ADAPTOR x FEMALE BRASS	ADAPTOR x HOSE BRASS (1/4")	COUPLING x FEMALE BRASS	COUPLING x HOSE BRASS (1/4')
OXY	O/NMINI-AFOXY (22PF)	O/NMINI-AHOXY (22PH)	O/NMINI-CFOXY (22SF)	O/NMINI-CHOXY (22SH)
ACET	O/NMINI-AFACET (33PF)	O/NMINI-AHACET (32PH)	O/NMINI-CFACET (33SF)	O/NMINI-CHACET (32SH)

SUPER CUPLA

Type: Super Cupla

Materials: Steel

Seals: Nitrile (Standard)

Working Temp: -20° to 80° (Super Cupla)

Suitability: Suitable for air



SIZE	ADAPTOR x MALE BSP STEEL	ADAPTOR x FEMALE BSP STEEL	ADAPTOR x HOSETAIL STEEL
1/8"	O/NSUPER-AM03 (01PM)	-	-
1/4"	O/NSUPER-AM06 (02PM)	O/NSUPER-AF06 (02PFF)	O/NSUPER-AH06 (02PH)



SIZE	COUPLING x MALE BSP STEEL	COUPLING x FEMALE BSP STEEL	COUPLING x HOSETAIL STEEL
1/4"	O/NSUPER-CM06 (02SM)	O/NSUPER-CF06 (02SF)	O/NSUPER-CH06 (02SH)

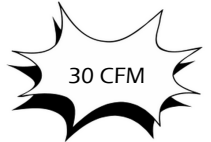
JAMEC

310 & 320 SERIES - ADAPTORS



SIZE	ADAPTOR x MALE BSP BRASS	ADAPTOR x FEMALE BSP BRASS	ADAPTOR x HOSETAIL BRASS
1/8"	Q/JAM03 (31M2)	Q/JAF03 (31F2)	-
1/4"	Q/JAM06 (31M4)	Q/JAF06 (31F4)	Q/JAH06 (31T4)
5/16"	-	-	Q/JAH08 (31T5)
3/8"	Q/JAM10 (31M6)	Q/JAF10 (31F6)	Q/JAH10 (31T6)
1/2"	Q/JAM12 (31M8)	-	Q/JAH12 (31T8)

310 SERIES - SINGLE BUTTON COUPLING



SIZE	COUPLING x MALE BSP BRASS	COUPLING x FEMALE BSP BRASS	COUPLING x HOSETAIL BRASS
1/8"	Q/J1-CM03 (310M2)	-	-
1/4"	Q/J1-CM06 (310M4)	Q/J1-CF06 (310F4)	Q/J1-CH06 (310T4)
5/16"	-	-	Q/J1-CH08 (310T5)
3/8"	Q/J1-CM10 (310M6)	Q/J1-CF10 (310F6)	Q/J1-CH10 (310T6)
1/2"	Q/J1-CM12 (310M8)	Q/J1-CF12 (310F8)	Q/J1-CH12 (310T8)

320 SERIES - DOUBLE BUTTON COUPLING



SIZE	COUPLING x MALE BSP BRASS	COUPLING x FEMALE BSP BRASS	COUPLING x HOSETAIL BRASS
1/4"	Q/J2-CM06 (320M4)	Q/J2-CF06 (320F4)	-
3/8"	Q/J2-CM10 (320M6)	Q/J2-CF10 (320F6)	Q/J2-CH10 (320T6)
1/2"	Q/J2-CM12 (320M8)	Q/J2-CF12 (320F8)	-

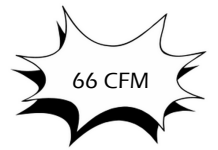
JAMEC

330 SERIES - ADAPTORS



SIZE	ADAPTOR x MALE BSP BRASS	ADAPTOR x FEMALE BSP BRASS	ADAPTOR x HOSETAIL BRASS
1/4"	Q/J3-AM06 (33M4)	Q/J3-AF06 (33F4)	-
3/8"	Q/J3-AM10 (33M6)	Q/J3-AF10 (33F6)	Q/J3-AH10 (33T6)
1/2"	Q/J3-AM12 (33M8)	Q/J3-AF12 (33F8)	Q/J3-AH12 (33T8)

330 SERIES - DOUBLE BUTTON COUPLING



SIZE	COUPLING x MALE BSP BRASS	COUPLING x FEMALE BSP BRASS
1/4"	Q/J3-CM06 (330M4)	Q/J3-CF06 (330F4)
3/8"	Q/J3-CM10 (330M6)	Q/J3-CF10 (330F6)
1/2"	Q/J3-CM12 (330M8)	Q/J3-CF12 (330F8)

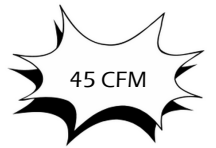
RYCO

200 & 290 SERIES - ADAPTORS



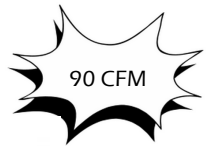
SIZE	ADAPTOR x MALE BSP BRASS / STEEL	ADAPTOR x FEMALE BSP BRASS / STEEL	ADAPTOR x HOSETAIL BRASS / STEEL
1/8"	Q/R200-AM03 (204)	Q/R200-AF03 (255B)	-
3/16"	-	-	Q/R200-AH05 (256B)
1/4"	Q/R200-AM06 (202) Q/R200-AM06-S (202S)	Q/R200-AF06 (203) Q/R200-AF06-S (203S)	Q/R200-AH06 (205) Q/R200-AH06-S (205S)
5/16"	-	-	Q/R200-AH08 (206) Q/R200-AH08-S (206S)
3/8"	Q/R200-AM10-S (251S)	Q/R200-AF10-S (266S)	Q/R200-AH10 (206A) Q/R200-AH10-S (206AS)
1/2"	Q/R200-AM12-S (252S)	Q/R200-AF12-S (270S)	Q/R200-AH12-S (254S)

200 SERIES - COUPLINGS (MANUAL)



SIZE	COUPLING x MALE BSP BRASS / STEEL	COUPLING x FEMALE BSP BRASS / STEEL	COUPLING x HOSETAIL BRASS / STEEL
1/4"	Q/R200-CM06 (201) Q/R200-CM06-S (201S)	Q/R200-CF06 (200) Q/R200-CF06-S (200S)	Q/R200-CH06 (245)
5/16"	-	-	Q/R200-CH08 (240)
3/8"	Q/R200-CM10 (244) Q/R200-CM10-S (244S)	Q/R200-CF10 (243) Q/R200-CF10-S (243S)	Q/R200-CH10 (241) Q/R200-CH10-S (241S)

290 SERIES - COUPLINGS (AUTOMATIC)



SIZE	COUPLING x MALE BSP NICKEL PLATED STEEL	COUPLING x FEMALE BSP NICKEL PLATED STEEL	COUPLING x HOSETAIL NICKEL PLATED STEEL
1/4"	Q/R290-CM06-S (291)	Q/R290-CF06-S (292)	Q/R290-CH06-S (296)
5/16"	-	-	Q/R290-CH08-S (297A)
3/8"	Q/R290-CM10-S (293)	-	Q/R290-CH10-S (298)
1/2"	Q/R290-CM12-S (295)	Q/R290-CF12-S (294)	Q/R290-CH12-S (299)

***Steel part numbers are indicated with -S

RYCO

300 SERIES - ADAPTORS



SIZE	ADAPTOR x MALE BSP STEEL	ADAPTOR x FEMALE BSP STEEL	ADAPTOR x HOSETAIL STEEL
1/4"	Q/R300-AM06-S (332)	-	-
3/8"	Q/R300-AM10-S (304)	Q/R300-AF10-S (330)	Q/R300-AH10-S (305)
1/2"	Q/R300-AM12-S (302)	Q/R300-AF12-S (303)	Q/R300-AH12-S (306)
3/4"	-	-	Q/R300-AH20-S (331)

300 SERIES - COUPLINGS




SIZE	COUPLING x MALE BSP STEEL	COUPLING x FEMALE BSP STEEL	COUPLING x HOSETAIL STEEL
3/8"	Q/R300-CM10-S (323)	Q/R300-CF10-S (322)	Q/R300-CH10-S (340)
1/2"	Q/R300-CM12-S (321)	Q/R300-CF12-S (320)	Q/R300-CH12-S (341)

500 SERIES - ADAPTORS



SIZE	ADAPTOR x MALE BSP NICKEL PLATED STEEL	ADAPTOR x FEMALE BSP NICKEL PLATED STEEL	ADAPTOR x HOSETAIL NICKEL PLATED STEEL
1/8"	Q/R500-AM03-S (504)	-	-
1/4"	Q/R500-AM06-S (502)	Q/R500-AF06-S (503)	Q/R500-AH06-S (505)
5/16"	-	-	Q/R500-AH08-S (506)
3/8"	Q/R500-AM10-S (551)	Q/R500-AF10-S (566)	Q/R500-AH10-S (506A)
1/2"	Q/R500-AM12-S (552)	Q/R500-AF12-S (570)	Q/R500-AH12-S (554)

500 SERIES - COUPLINGS



SIZE	COUPLING x MALE BSP NICKEL PLATED STEEL	COUPLING x FEMALE BSP NICKEL PLATED STEEL	COUPLING x HOSETAIL NICKEL PLATED STEEL
1/4"	Q/R500-CM06-S (501)	Q/R500-CF06-S (500)	Q/R500-CH06-S (545)
5/16"	-	-	Q/R500-CH08-S (540)
3/8"	Q/R500-CM10-S (544)	Q/R500-CF10-S (543)	Q/R500-CH10-S (541)
1/2"	Q/R500-CM12-S (547)	Q/R500-CF12-S (546)	Q/R500-CH12-S (542)

AIRBRAKE

ADAPTORS - NON VALVED & VALVED



SIZE	ADAPTOR x MALE NPT STEEL	ADAPTOR x FEMALE NPT STEEL	ADAPTOR x HOSETAIL STEEL
1/4"	Q/AB-AM06 (CA93-18)	Q/AB-AF06 (CA93-21)	Q/AB-AH06 (CA93-29)
3/8"	Q/AB-AM10 (CA93-19)	Q/AB-AF10 (CA93-22)	Q/AB-AH10 (CA93-08)
1/2"	Q/AB-AM12 (CA93-20)	Q/AB-AF12 (CA93-23)	Q/AB-AH12 (CA93-14)

SIZE	ADAPTOR x MALE NPT STEEL (VALVED)	ADAPTOR x FEMALE NPT STEEL (VALVED)
1/4"	Q/AB-AM06-V (CA93-91)	Q/AB-AF06-V (CA93-88)
3/8"	Q/AB-AM10-V (CA93-92)	Q/AB-AF10-V (CA93-89)
1/2"	Q/AB-AM12-V (CA93-93)	Q/AB-AF12-V (CA93-90)

COUPLINGS - VALVED & NON VALVED



SIZE	COUPLING x MALE NPT STEEL	COUPLING x FEMALE NPT STEEL
1/4"	Q/AB-CM06 (CA93-30)	Q/AB-CF06 (CA93-33)
3/8"	Q/AB-CM10 (CA93-31)	Q/AB-CF10 (CA93-34)
1/2"	Q/AB-CM12 (CA93-32)	Q/AB-CF12 (CA93-35)

SIZE	COUPLING x MALE NPT STEEL (NON VALVED)	COUPLING x FEMALE NPT STEEL (NON VALVED)
1/4"	Q/AB-CM06-NV (CA93-83)	Q/AB-CF06-NV (CA93-86)
3/8"	Q/AB-CM10-NV (CA93-84)	Q/AB-CF10-NV (CA93-82)
1/2"	Q/AB-CM12-NV (CA93-85)	Q/AB-CF12-NV (CA93-87)

DUST CAP & PLUG

SIZE	DUST CAP TO SUIT ADAPTOR	DUST PLUG TO SUIT COUPLING
1/4"	Q/AB-DC (CA93-81)	Q/AB-DP (CA93-79)

ST SERIES UNVALVED

TECHNICAL SPECIFICATIONS

Materials: Brass, Steel, Stainless Steel (303)

Threads: BSPP, NPT

Seals: Nitrile (Standard in Steel & Brass)

Working Temp: -40° to 121°

Interchange: Hansen ST, Parker ST

SIZE	WORKING PRESSURE (psi)			
	BRASS COUPLING / STEEL ADAPTOR	BRASS COUPLING / BRASS ADAPTOR	BRASS COUPLING / SS303 ADAPTOR	SS303 COUPLING / SS303 ADAPTOR
1/4"	5500	3800	5500	7500
3/8"	4500	3000	4500	7500
1/2"	3500	2400	3500	3500
3/4"	3100	2000	2500	3000
1"	2500	1600	2000	2000

BRASS - ADAPTORS & COUPLINGS



SIZE	ADAPTOR x FBSP BRASS	ADAPTOR x FNPT BRASS
1/8"	-	Q/ST-BR-AFN03
1/4"	Q/ST-BR-AF06	Q/ST-BR-AFN06
3/8"	Q/ST-BR-AF10	Q/ST-BR-AFN10
1/2"	Q/ST-BR-AF12	Q/ST-BR-AFN12
3/4"	Q/ST-BR-AF20	Q/ST-BR-AFN20
1"	Q/ST-BR-AF25	Q/ST-BR-AFN25



SIZE	COUPLING x FBSP BRASS	COUPLING x . FNPT BRASS
1/8"	-	Q/ST-BR-CFN03
1/4"	Q/ST-BR-CF06	Q/ST-BR-CFN06
3/8"	Q/ST-BR-CF10	Q/ST-BR-CFN10
1/2"	Q/ST-BR-CF12	Q/ST-BR-CFN12
3/4"	Q/ST-BR-CF20	Q/ST-BR-CFN20
1"	Q/ST-BR-CF25	Q/ST-BR-CFN25

STAINLESS STEEL 304 - ADAPTORS & COUPLINGS



SIZE	ADAPTOR x MBSP SS 304	ADAPTOR x FNPT SS 304
1/8"	Q/ST-SS304-AMN03	Q/ST-SS304-AFN03
1/4"	Q/ST-SS304-AMN06	Q/ST-SS304-AFN06
3/8"	Q/ST-SS304-AMN10	Q/ST-SS304-AFN10
1/2"	Q/ST-SS304-AMN12	Q/ST-SS304-AFN12
3/4"	Q/ST-SS304-AMN20	Q/ST-SS304-AFN20
1"	Q/ST-SS304-AMN25	Q/ST-SS304-AFN25



SIZE	COUPLING x FNPT SS 304	COUPLING x MNPT SS 304
1/8"	Q/ST-SS304-CFN03	Q/ST-SS304-CMN03
1/4"	Q/ST-SS304-CFN06	Q/ST-SS304-CMN06
3/8"	Q/ST-SS304-CFN10	Q/ST-SS304-CMN10
1/2"	Q/ST-SS304-CFN12	Q/ST-SS304-CMN12
3/4"	Q/ST-SS304-CFN20	Q/ST-SS304-CMN20
1"	Q/ST-SS304-CFN25	Q/ST-SS304-CMN25

PBR & ENERPAC

PBR: TECHNICAL SPECIFICATIONS

Materials: Steel

Threads: BSPP

Pressure: Max working pressure 300bar (4350 psi)

Interchange: Techniturn, Stucchi IRN

Applications: Hydraulic application in transport



PBR ADAPTORS & COUPLINGS



SIZE	ADAPTOR x FBSP STEEL	COUPLING x FBSP STEEL	DUST PLUG	DUST CAP
1"	Q/PBR-AF25	Q/PBR-CF25	Q/PBR-DP25	Q/PBR-DC25

ENERPAC: TECHNICAL SPECIFICATIONS

Materials: Plated Steel

Threads: NPT

Pressure: Max working pressure 700bar (10,000psi)

Interchange: Stucchi IVHP

Applications: Hydraulic jacks & tools

ENERPAC ADAPTORS & COUPLINGS



SIZE	ADAPTOR x FBSP STEEL	COUPLING x FBSP STEEL	DUST PLUG	DUST CAP
1/4"	Q/EN-AFN06	Q/EN-CMN06	Q/EN-DP06	Q/EN-DC06
3/8"	Q/EN-AFN10	Q/EN-CMN10	Q/EN-DP10	Q/EN-DC10

TYPE A / ISO A

TECHNICAL SPECIFICATIONS

Materials: Steel, Stainless Steel 304

Threads: BSPP as standard
NPT, UNO, Metric available on request

Seals: Nitrile

ISO 7241-1 Series A

Interchange: Hansen HA, Parker 6600, Faster ANV (NV12), Snap-Tite 61



TYPE A WITH BSPP THREAD - BRASS, STEEL, STAINLESS STEEL 304



SIZE	ADAPTOR x FBSP STEEL	COUPLING x FBSP STEEL	PRESSURE RATING (BAR)
1/4"	Q/A-STL-AF06	Q/A-STL-CF06	350
3/8"	Q/A-STL-AF10	Q/A-STL-CF10	300
1/2"	Q/A-STL-AF12	Q/A-STL-CF12	250
3/4"	Q/A-STL-AF20	Q/A-STL-CF20	250
1"	Q/A-STL-AF25	Q/A-STL-CF25	230
1.1/4"	Q/A-STL-AF32	Q/A-STL-CF32	230
1.1/2"	Q/A-STL-AF38	Q/A-STL-CF38	180

TYPE A DUST CAPS & DUST PLUGS



SIZE	ADAPTOR DUST CAP	COUPLING DUST PLUG	HERMAPHRODITE CAP & PLUG
1/4"	Q/A-DC06	Q/A-DP06	Q/A-DC-DP-06
3/8"	Q/A-DC10	Q/A-DP10	Q/A-DC-DP-10
1/2"	Q/A-DC12	Q/A-DP12	-
3/4"	Q/A-DC20	Q/A-DP20	Q/A-DC-DP-20
1"	Q/A-DC25	Q/A-DP25	Q/A-DC-DP-25

TYPE B / ISO B

TECHNICAL SPECIFICATIONS

Materials: Steel, Brass, Stainless Steel (304 & 316)

Threads: BSPP as standard
NPT available on request

Seals: Nitrile (Standard in Steel & Brass)
Viton (Standard in Stainless Steel)

ISO 7241-1 Series B

Interchange: Hansen HK, Parker 60, Faster HNV, Snap-Tite 72, Stucchi IRB



TYPE B WITH BSPP THREAD - BRASS, STEEL, STAINLESS STEEL 304



SIZE	ADAPTOR x FBSP BRASS	COUPLING x FBSP BRASS	PRESSURE RATING (BAR)
1/4"	Q/B-BR-AF06	Q/B-BR-CF06	186
3/8"	Q/B-BR-AF10	Q/B-BR-CF10	152
1/2"	Q/B-BR-AF12	Q/B-BR-CF12	155
3/4"	Q/B-BR-AF20	Q/B-BR-CF20	138
1"	Q/B-BR-AF25	Q/B-BR-CF25	103

SIZE	ADAPTOR x FBSP STEEL	COUPLING x FBSP STEEL	PRESSURE RATING (BAR)
1/4"	Q/B-STL-AF06	Q/B-STL-CF06	345
3/8"	Q/B-STL-AF10	Q/B-STL-CF10	255
1/2"	Q/B-STL-AF12	Q/B-STL-CF12	345
3/4"	Q/B-STL-AF20	Q/B-STL-CF20	275
1"	Q/B-STL-AF25	Q/B-STL-CF25	275

SIZE	ADAPTOR x FBSP STAINLESS STEEL 304	COUPLING x FBSP STAINLESS STEEL 304	PRESSURE RATING (BAR)
1/4"	Q/B-SS304-AF06	Q/B-SS304-CF06	255
3/8"	Q/B-SS304-AF10	Q/B-SS304-CF10	255
1/2"	Q/B-SS304-AF12	Q/B-SS304-CF12	293
3/4"	Q/B-SS304-AF20	Q/B-SS304-CF20	242
1"	Q/B-SS304-AF25	Q/B-SS304-CF25	207

TYPE B / ISO B

TYPE B DUST CAPS & DUST PLUGS



SIZE	ADAPTOR DUST CAP	COUPLING DUST PLUG	HERMAPHRODITE CAP & PLUG
1/4"	Q/B-DC06	Q/B-DP06	Q/B-DC-DP-06
3/8"	Q/B-DC10	Q/B-DP10	Q/B-DC-DP-10
1/2"	Q/B-DC12	Q/B-DP12	Q/B-DC-DP-12
3/4"	Q/B-DC20	Q/B-DP20	Q/B-DC-DP-20
1"	Q/B-DC25	Q/B-DP25	Q/B-DC-DP-25

FLAT FACE & TEMA

FLAT FACE: TECHNICAL SPECIFICATIONS

Materials: Steel, Stainless Steel (303)

Threads: BSPP, NPT, ORFS

Seals: Nitrile (Standard in Steel & Brass)

Pressure: Max Working Pressure 5075 psi

ISO: 16028

Interchange: Parker FEM-Series, Snap-Tite 74-Series, Hansen FF, Stucchi FIRG / Series A



FLAT FACE ADAPTORS & COUPLINGS



BODY SIZE	THREAD SIZE	ADAPTOR x FBSP STEEL	COUPLING x FBSP STEEL
6	1/4"	Q/FF-AF0606	Q/FF-CF0606
10	3/8"	Q/FF-AF1010	Q/FF-CF1010
10	1/2"	Q/FF-AF1012	Q/FF-CF1012
12.5	1/2"	Q/FF-AF1212	Q/FF-CF1212
12.5	3/4"	Q/FF-AF1220	Q/FF-CF1220
19	3/4"	Q/FF-AF2020	Q/FF-CF2020
25	1"	Q/FF-AF2525	Q/FF-CF2525

TEMA: TECHNICAL SPECIFICATIONS

Materials: Zinc Plated Steel, Stainless Steel (316)

Threads: BSPP

Interchange: Stucchi IRC

TEMA ADAPTORS & COUPLINGS



SIZE	ADAPTOR x FBSP STEEL	COUPLING x FBSP STEEL
1/4"	Q/T-HYD-AF06-2520	Q/T-HYD-CF06-2510
3/8"	Q/T-HYD-AF10-3820	Q/T-HYD-CF10-3810
1/2"	Q/T-HYD-AF12-2020	Q/T-HYD-CF12-2010
3/4"	Q/T-HYD-AF20-7520	Q/T-HYD-CF20-7510
1"	Q/T-HYD-AF25-10020	Q/T-HYD-CF25-10010

FT FLO-TEMP

TECHNICAL SPECIFICATIONS

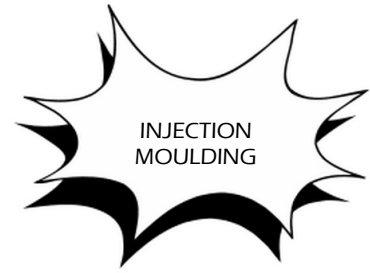
Materials: Brass, Stainless Steel internal balls and springs

Threads: BSP, NPT

Seals: Viton

Rated Pressure: 200 psi

Max Temp: 230°C



FT INJECTION MOULDING COUPLINGS & ADAPTORS



BODY SIZE	THREAD SIZE	ADAPTOR x FBSP	ADAPTOR x MBSP	COUPLING x FBSP	COUPLING x HOSETAIL
1/4"	1/8"	Q/FT-AF0603	Q/FT-AM0603	Q/FT-CF0603	-
	1/4"	Q/FT-AF0606	Q/FT-AM0606	-	Q/FT-CH0606
	3/8"	-	Q/FT-AM0610	-	Q/FT-CH0610
3/8"	1/4"	Q/FT-AF1006	Q/FT-AM1006	Q/FT-CF1006	-
	3/8"	Q/FT-AF1010	Q/FT-AM1010	-	Q/FT-CH1010
	1/2"	-	Q/FT-AM1012	-	Q/FT-CH1012
1/2"	1/2"	-	Q/FT-AM1212	Q/FT-CF1212	Q/FT-CH1212
	3/4"	-	Q/FT-AM1220	-	Q/FT-CH1220

ALSO AVAILABLE

DF SERIES

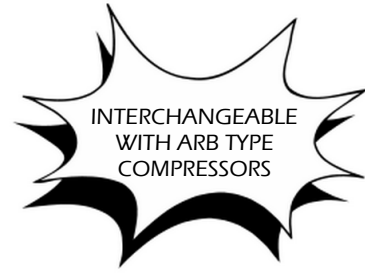
Materials: Brass, Steel, Stainless Steel

Threads: BSPP, NPT

Seals: Nitrile

Temperature: -40° to 121°

Interchange: Parker 20 Series (Manual)
Parker 30 Series (Automatic)
Ryco 300 Series



DF SERIES ADAPTORS



D SERIES COUPLING - AUTOMATIC



F SERIES COUPLING - MANUAL

